

Coopers School



An IB World School

CEO: Mrs S Puxty BSc (Hons) NPQH
Headteacher: Mrs S Wood BA (Hons) NPQH

'Enabling learners of today to become achievers of tomorrow'



Hawkwood Lane Chislehurst
Kent. BR7 5PS

Tel:020 8467 3263

Fax.020 8295 0342

Email: adm@coopersschool.com

Website: www.coopersschool.com

30 November 2017

Dear Parents/Carers

Re: Year 11- GCSE Graphics Products – Tuesday 19 June 2018 at 8.30am

**Parents' Guide to supporting your child with their GCSE Graphics Products Exam
How much work should my child be completing at home?**

Work pupils should be completing each week:

Students should be revising at least two subheadings in the list below each week. They should also write the date and tick off what they have revised. This will help them to identify key areas that they need to focus on.

Date	Topics to revise	Tick	Record all of the past papers you have completed and tests to track your progress. Use the website below to help you.		
			Date	Test paper/Test	Mark
	Materials and components				
	Composite materials: Carbon Fibre /MDF				
	Packaging laminates				
	Plastics, Wood ,Metals				
	Smart Materials: E-paper, Polymorph, Thermochromic ink				
	Board, Paper				
	Book binding				
	Graphic products				
	Industrial and commercial processes				
	Scale of production				
	Modelling and prototyping				
	CAD/CAM modelling Virtual				
	Modelling Block modelling				
	Material modelling				
	Stereolithography				
	Forming techniques				
	Injection moulding				
	Blow moulding				
	Strip heater				
	Vacuum forming				

Chair of Governors: Andrew Downes

Senior Vice Principal: Matthew Baker

Vice Principals: Rob Carling | Hazel Hatch | Jane Salt | Niall Toal

Curious Creative Resilient Respectful Empathetic





	Joining techniques			
	Tensol cement			
	Polystyrene cement			
	Epoxy resin			
	P.V.A			
	Finishing techniques			
	Laminating			
	Varnishing			
	Hot-foil blocking			
	Printing processes			
	Photocopying			
	Screen Printing			
	Flexography			
	Offset Lithography			
	Gravure			
	Analysing products			
	Analysing using specification points			
	Designing and technical knowledge			
	Information and communication technology			
	EPOS RFID Bluetooth Email			
	Internet marketing and sales			
	High-definition television (HDTV)			
	CAD/CAM technology			
	Designing using CAD			
	3D virtual modelling and testing			
	Sustainability			
	Product life cycle			
	Moral social and cultural issues			
	The 6 R's			
	Kyoto protocol			
	Consumer's and manufacturer's reducing environmental impact			
	Renewable energy			

If your child is struggling with any of the questions don't hesitate to call and ask to speak to Ms Chapman available on Ext 240 or email tchapman@coopersschool.com.

What books and websites could they be using to support their revision?

Resources for revision?



Websites:

BBC bite size offers a range of revision topics available at


www.bbc.co.uk/education/levels/z98imp3

Past papers are available at

<http://qualifications.pearson.com/en/support/support-topics/exams/past-papers.html>

These revision guides are available from the school at a cost of £4 for the pair alternatively they can be bought from most book stores or online. Collins revision guide and workbook

under GCSE as the qualification and Design Technology Graphic Products as the subject.



ISBN:9781906415495
ISBN:9781906415501

Edexcel GCSE Design and Technology Graphic Products Student book
ISBN: 9781846907548

Top tips for supporting your child with their GCSE Graphic products revision

1. Ask to see your child's revision homework, and get them to explain what they have done each week.
2. Check their planners and ensure they are completing necessary revision.
3. If your child says they have no GCSE Graphic products homework, they can ALWAYS be reading the revision guide and answer questions within the guide to familiarise themselves with exam style and technique.
4. Check with your child and the class teacher to see if there are any extra revision classes running. This will mainly be during the Easter holidays.
5. If your child is confused or struggling to complete work tell them to see their class teacher for further support.
6. Class teachers are happy to support after the school day has ended. If your child has spare time and when they have no other intervention classes to attend, encourage them to come after school to work on their revision.
7. Read through past papers and revision guides with your child and get them to discuss with you what they are revising.
8. Always be extremely positive and always encourage your child to work towards the next grade.

Yours faithfully

A handwritten signature in black ink that reads 'T. H. Chapman'.

Tracey Chapman
Graphics Subject Leader
Director of Design and Technology